

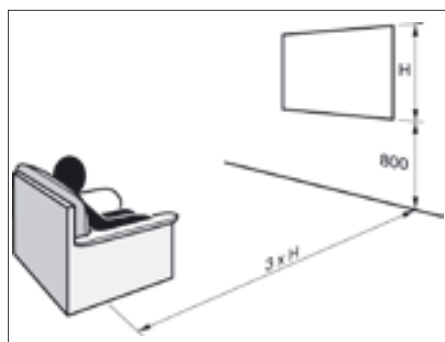
## Introduction • General Information

### What size screen do I need?

The following diagrams explain the industry standard method for calculating the desired projection screen size, based on sitting position and average chair height, expecting a home theatre viewer to be seated in a lounge chair and a corporate viewer to be seated in an office or boardroom chair, which is traditionally higher in the seat.

This diagram is to be used as a guide only as many personal factors of preference will come into play when deciding this issue, but this is a good guide to start working from as a base - don't forget that the image throw characteristics of your projector will also be an important factor in screen size determination. Make sure that after you have decided on a screen size and a projector location that no physical obstacles will prevent your projector placement, thus requiring a re-size of the screen.

#### Home Theatre Single • Seat Position



These standards apply to most formats.

The bottom measurement on diagram indicates the ideal floor to bottom of screen height, again as a guide only.

**Example:**

Viewer wishes to sit 4m from the screen.

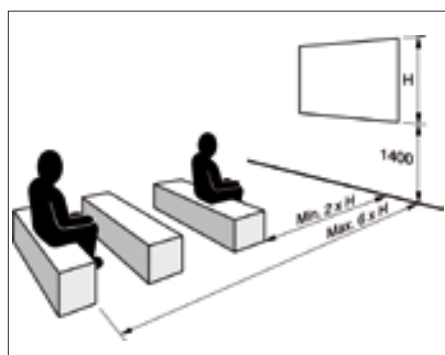
$4\text{m}/3 = 1.3\text{m}$ , Screen Height = 1.3m

*Then consider the following:*

Available sizes, Site conditions, Customer requirements, Projector characteristics.

*NB: Please consider 4 x height formula for 2.35:1 Cinemascope*

#### Corporate AV • Multi-position seating



These standards apply to most formats.

The bottom measurement on diagram indicates the ideal floor to bottom of screen height, again as a guide only.

**Example:**

Closest viewer is 3m from screen furthest viewer is 8m away.

$3\text{m}/2 = 1.5\text{m}$  Max Height

$8\text{m}/6 = 1.3\text{m}$  Min Height

*Then consider the following:*

Available sizes, Site conditions, Customer requirements, Projector characteristics.

### Screen Borders and Leader Drop

Black masking borders are standard on all Screen Technics Front Projection Screens at no additional cost to user. Borders enhance the perceived brightness and contrast levels for the image on the screen and are therefore an absolute necessity for obtaining the best results from your projector.

Borders also allow the projected image to "bleed off" the screen and present a sharp edge to the viewer.

Standard borders on all roll down style screens (except the Admiral and Chancellor) are 50mm on each side (40mm sides and no top or bottom leader on AV square format) and 65mm to the bottom including slat rod and 50mm set at the top, with further adjustable leader capacity within the head box canister, which varies from product to product, so please contact the sales department for details.

## Aspect Ratio / Formats

Aspect ratios describe the shape of the screen in regards to the width by the height, and choosing which format best suits the end user is a crucial decision.

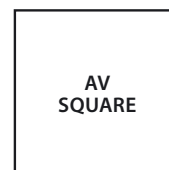
In Australia / New Zealand the commonly used ratio formats are AV Square, Video 4:3, HDTV 16:9, with Cinemascope 2.35:1 and 16:10 formats becoming evermore popular.

Being a manufacturer, Screen Technics can make any screen format required.

### AV Square

Format is the width by drop being the same measurement, and is primarily used by educational facilities who use a combination of AV tools such as overhead projectors or computer generated projected images.

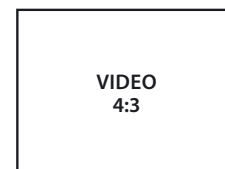
*1 Unit W x 1 Unit H*



### Video 4:3

Format is the standard shape in most commercial environments where the projection of data is the primary aim. Most computer monitors are in Video 4:3 format.

*4 Units W x 3 Units H*



### HDTV 16:9

This format is the standard shape for all widescreen TVs and commonly used by DVD movie discs for widescreen displays, so this format is most suitable for DVD movie watchers.

*16 Units W x 9 Units H*



### 16:10

A newly created format that has become popular with laptop manufacturers for their LCD screens, and due to the change in their graphic output, projector manufacturers are releasing 16:10 chipped projectors for commercial environments.

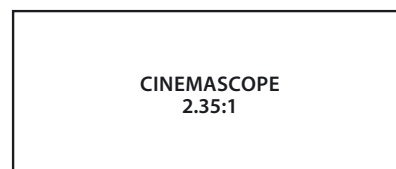
*16 Units W x 10 Units H*



### Cinemascope 2.35:1

A long standing commercial theatre format, with the release of anamorphic lens technology allowing standard projectors to display a Cinemascope image, this dedicated movie format has recently entered the mainstream home theatre scene.

*2.35 Units W x 1 Units H*



## Screen Size Ordering & Custom Sizes

All sizes stated are net picture area, being the white viewing area and does not include any black border or leader dimensions.

It is common to refer to screen in inches and this is always the diagonal measurement, when talking metric it is the width by the drop or height that is generally being discussed.

Screen Technics is an Australian manufacturer and can therefore make up custom sizes to suit individual projects. Please ring the sales department to seek advice.

## Portable Screens • Budget Imported Range

### Portable Screens VERTICAL UP

Featuring an integrated aluminium carry case, a support frame operated by gas struts, this screen can be adjusted to any height as required. It is an easy to carry and store screen solution and should be your first selection for occasional home theatre or the presentation environment.

- Integrated Carry Case
- Gas Strut Mechanism
- Height Adjustable
- Anodised Black Headbox

Item No	Nominal Inch Diagonal	Image Size mm	Format	Weight kg
RLVU06019B	60 Inch	915 x 1220	4:3	7.2
RLVU08019B	80 Inch	1215 x 1620	4:3	8.6
RLVU10019B	100 Inch	1490 x 1987	4:3	11.8

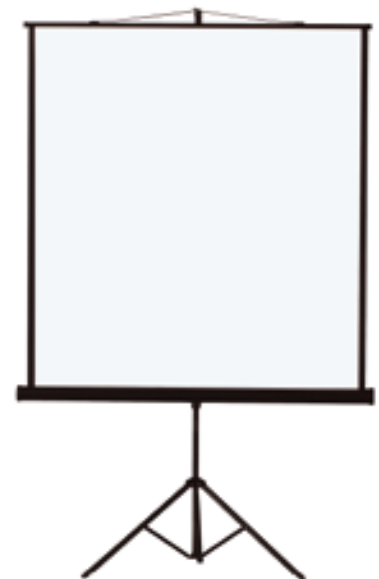


### Portable Screens TRIPOD SCREEN

This portable projection screen has a flexible operation and comes with integrated carry handle, so is perfect for those presentations on the go.

- Portable Projection Screen
- Integrated Carry Handle
- Height Adjustable
- Black Headbox


Item No	Nominal Inch Diagonal	Image Size mm	Format	Weight kg
RLTP12709B	n/a	1210 x 1210	Square	6
RLTP15309B	n/a	1470 x 1470	Square	9
RLTP18009B	n/a	1740 x 1740	Square	11.5
RLTP20309B	n/a	1950 x 1950	Square	12
RLTP24409B	n/a	2360 x 2360	Square	14.5
RLTP08419B	84 Inch	1237 x 1650	Video 4:3	9
RLTP10019B	100 Inch	1530 x 2030	Video 4:3	11
RLTP12019B	120 Inch	1770 x 2360	Video 4:3	13



# Presenter • Commercial Grade Screens

## Presenter HANGING TYPE

Value for money and simplicity of design makes these basic pull down screens ideal for educational and training facilities, with sturdy construction and incorporating a spring loaded return mechanism.



### BENEFITS

- Value for money
- Simplicity of design
- Sure stop lock mechanism
- Rugged construction

### APPLICATIONS

- Education & Training
- Government Projects

### PRODUCT FEATURES

**Description:** Presenter HT is a basic entry level manual spring operated screen .

**Head Box:** Steel Head Box in Powder Coat Matt Black - White optional, no charge.

**Surface:** Seamless Matt White Fibreglass Screen - Gain 1.1.

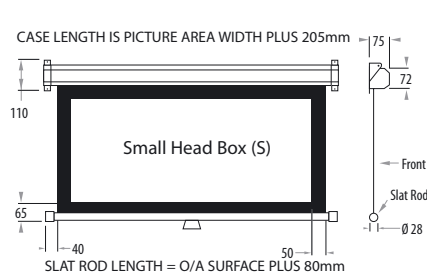
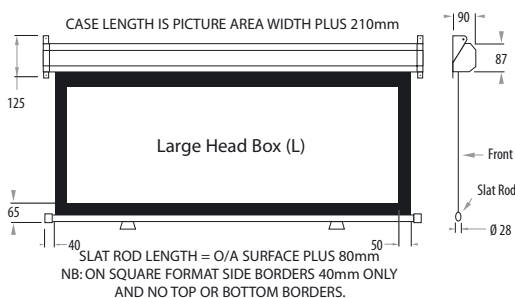
**Leaders:** Small Canister style is 50mm, Larger Canister Style is 200mm.

**Brackets:** Combo Bracket for Wall Fixing or Twin Hanging Points.

**Sizes:** No wider than Net Picture Area 2340mm.

**Options:** Flat Ceiling Brackets - Pull Down Rod (p38). Rear Pro Surface available.

Item No.	Inch Diagonal	Image Size mm	Format
0211909-S	n/a	1190 x 1190	Square
0214409-S	n/a	1440 x 1440	Square
0217509-S	n/a	1750 x 1750	Square
0220509-L	n/a	2055 x 2055	Square
0223609-L	n/a	2360 x 2360	Square
0207219-S	72	1100 x 1465	Video 4:3
0208419-S	84	1280 x 1705	Video 4:3
0210019-L	100	1525 x 2035	Video 4:3
0211519-L	115	1755 x 2340	Video 4:3
0207229-S	72	895 x 1595	HDTV 16:9
0207829-S	78	973 x 1730	HDTV 16:9
0208429-L	84	1045 x 1860	HDTV 16:9
0209229-L	92	1145 x 2035	HDTV 16:9
0210029-L	100	1245 x 2215	HDTV 16:9
0210629-L	106	1316 x 2340	HDTV 16:9
0207269-S	72	970 x 1550	16:10
0208469-S	84	1130 x 1810	16:10
0209269-L	92	1240 x 1980	16:10
0209669-L	96	1295 x 2070	16:10
0210069-L	100	1345 x 2155	16:10
0210869-L	108	1460 x 2340	16:10



## CinemaPro • Premium Manual Roller Screens



### Premium Pull Down Screen

A stylish Home Theatre solution for when a manual spring operated screen is preferred, the CinemaPro features a designer canister to suit modern home decor requirements and utilises a hidden universal bracket system. Perfect for the multi purpose living room / home theatre.

#### BENEFITS

- Value for money
- Designer good looks
- Hidden Brackets
- Fully Retractable Surface

#### APPLICATIONS

- Home Theatre
- Boardroom Presentations
- Educational & Training Facilities

#### PRODUCT FEATURES

**Description:** Quality Home Theatre Manual Spring Operated Screen.

**Head Box:** Powder Coat White Ripple as standard with Silver or Black available.

**Surface:** Seamless Matt White Fibreglass Screen - Gain 1.1.

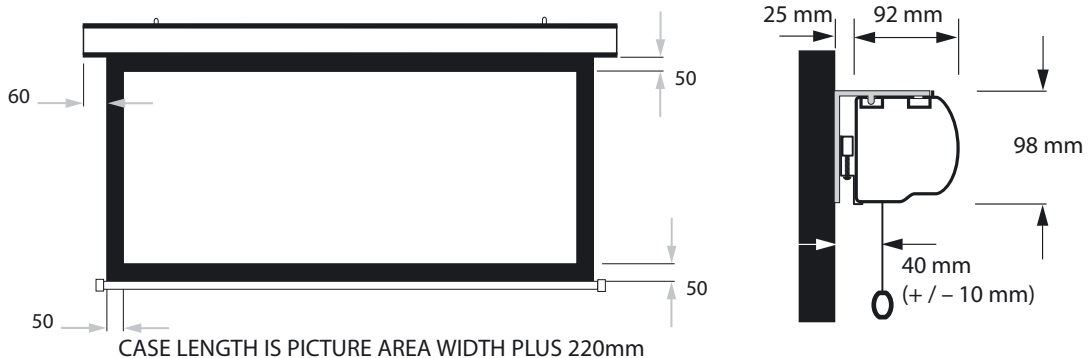
**Borders:** 50mm Sides & Bottom with 350mm Top Black Leader.

**Brackets:** One piece clip-on L bracket suitable for wall or ceiling installation.

**Sizes:** 72" Diagonal to 115" Diagonal - Custom sizes available upon request.

**Options:** Custom Colours - Extra Top Masking (p38).

Item No.	Inch Diagonal	Image Size mm	Format
4407219	72"	1100 x 1465	Video 4:3
4408419	84"	1280 x 1705	Video 4:3
4410019	100"	1525 x 2035	Video 4:3
4411519	115"	1755 x 2340	Video 4:3
4407229	72"	895 x 1595	HDTV 16:9
4408429	84"	1045 x 1860	HDTV 16:9
4409229	92"	1145 x 2035	HDTV 16:9
4409629	96"	1195 x 2125	HDTV 16:9
4410029	100"	1245 x 2215	HDTV 16:9
4410629	106"	1316 x 2340	HDTV 16:9
4407269	72"	970 x 1550	16:10
4408469	84"	1130 x 1810	16:10
4409269	92"	1240 x 1980	16:10
4409669	96"	1295 x 2070	16:10
4410069	100"	1345 x 2155	16:10
4410869	108"	1460 x 2340	16:10



Full technical drawings and installation instructions can be found on our website.

# CinemaTech • Premium Manual Roller Screens

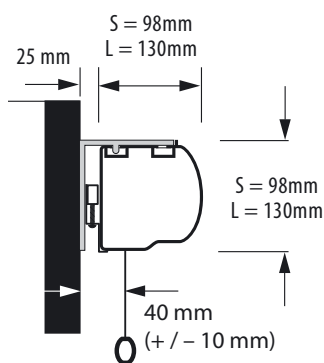
## Premium Chain Drive Roller Screen

The Ultimate Manual Home Theatre Screen. Utilising a unique Chain Drive Lifting System, this Screen has no "pull down" stress placed upon it, so the Lay-Flat qualities last & last. With infinite adjustment for screen placement the screen is a dream to use and lock into position.

**Chain drive offers longer life and improved lay-flat.**



S CASE LENGTH IS PICTURE AREA WIDTH PLUS 190mm  
L CASE LENGTH IS PICTURE AREA WIDTH PLUS 200mm



### BENEFITS

- Value for money
- Simplicity of design
- Sure stop lock mechanism
- Rugged construction

### APPLICATIONS

- Education & Training
- Government Projects

### PRODUCT FEATURES

**Description:** Quality Home Theatre Manual Chain Drive Screen System.

**Head Box:** Powder Coat White Ripple as standard . with Silver or Black available.

**Surface:** Seamless Matt White Fibreglass Screen Gain 1.1.

**Borders:** 50mm Sides & Bottom with 300mm top black leader.

**Brackets:** One piece clip-on L bracket suitable for wall or ceiling installation.

**Sizes:** 72" Diagonal to 150" Diagonal.

**Options:** Custom Colours - Extra Top Masking (p38).  
LHS Chain can be moved to RHS.


Item No	Inch Diagonal	Image Size mm	Format
4307219-S	72"	1100 x 1465	Video 4:3
4308419-S	84"	1280 x 1705	Video 4:3
4310019-S	100"	1525 x 2035	Video 4:3
4311019-S	110"	1676 x 2235	Video 4:3
4311519-L	115"	1755 x 2340	Video 4:3
4312019-L	120"	1830 x 2440	Video 4:3
4313019-L	130"	1980 x 2640	Video 4:3
4314019-L	140"	2135 x 2845	Video 4:3
4315019-L	150"	2285 x 3050	Video 4:3
4307229-S	72"	895 x 1595	HDTV 16:9
4308429-S	84"	1045 x 1860	HDTV 16:9
4309229-S	92"	1145 x 2035	HDTV 16:9
4309629-S	96"	1195 x 2125	HDTV 16:9
4310029-S	100"	1245 x 2215	HDTV 16:9
4311029-L	110"	1370 x 2435	HDTV 16:9
4312029-L	120"	1495 x 2655	HDTV 16:9
4313029-L	130"	1615 x 2880	HDTV 16:9
4313529-L	135"	1680 x 2990	HDTV 16:9
4307269-S	72"	970 x 1550	16:10
4308469-S	84"	1130 x 1810	16:10
4309269-S	92"	1240 x 1980	16:10
4309669-S	96"	1295 x 2070	16:10
4310069-S	100"	1345 x 2155	16:10
4311069-L	110"	1480 x 2370	16:10
4312069-L	120"	1615 x 2585	16:10
4313069-L	130"	1750 x 2800	16:10
4314069-L	140"	1884 x 3015	16:10



Please note - 110" 4:3 and over is supplied with a white nylon chain.

Full technical drawings and installation instructions can be found on our website.

## CinemaSnap • Matt White Fixed Frame



*Setting the benchmark for perfect lay flat and ease of installation, this fixed screen system is designed to complement modern home theatre design, utilising a dedicated wall space.*

**Easy to install and never requires retensioning of the screen surface!**

### BENEFITS

- Perfect lay flat
- Easy to install
- Contemporary design
- No moving parts

### APPLICATIONS

- Home Theatre
- Data Projection
- Boardroom Presentations
- Government Projects

### PRODUCT FEATURES

**Description:** Fixed Frame Screen - ready to assemble - best possible lay-flat qualities

**Frame:** Black Powdercoat Finish for Increased Contrast and Overscan Protection.

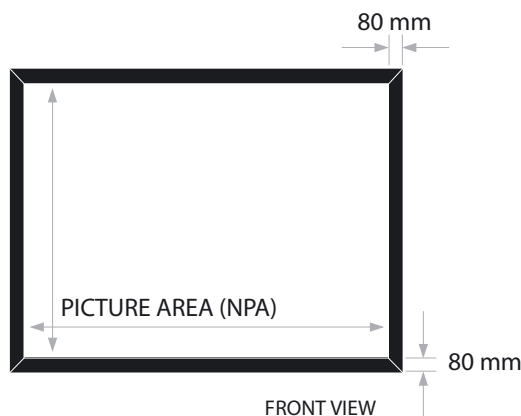
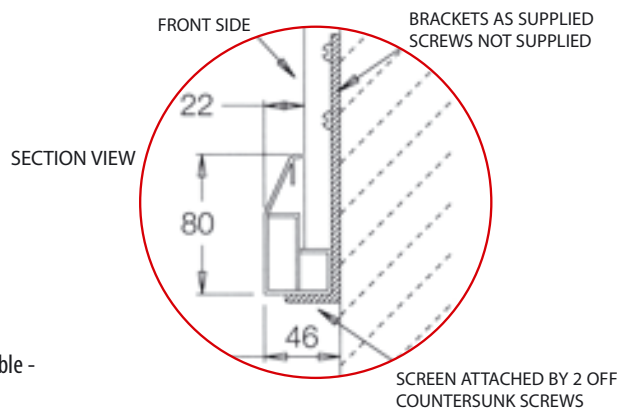
**Surface:** Easy snap on screen surface - Matt White PVC - Gain 1.0

**Borders:** As per frame system - 80mm wide

**Brackets:** MultiTech Wall Brackets

**Sizes:** 72" Diagonal up to 425" Diagonal - Custom Sizes upon request available

**Options:** Matrix White - Rear Projection - Micro Perforated Surfaces - Flocke Frame Optional



**Please Note: these screen systems utilise the structural support of the wall brackets in the design. If wall brackets are not to be used seek advice for potential frame alterations.**

Item No.	Inch Diagonal	Image Size (mm)	Format
1207219	72"	1100 x 1465	Video 4:3
1208419	84"	1280 x 1705	Video 4:3
1209619	96"	1460 x 1950	Video 4:3
1210019	100"	1525 x 2035	Video 4:3
1211019	110"	1676 x 2235	Video 4:3
1211519	115"	1755 x 2340	Video 4:3
1212019	120"	1830 x 2440	Video 4:3
1213019	130"	1980 x 2640	Video 4:3
1215019	150"	2285 x 3050	Video 4:3
1218019	180"	2745 x 3660	Video 4:3
1220019	200"	3050 x 4065	Video 4:3
1222519	225"	3430 x 4570	Video 4:3
1225019XL	250"	3810 x 5080	Video 4:3
1227519XL	275"	4190 x 5590	Video 4:3
1230019XL	300"	4570 X 6100	Video 4:3
1232519XL	325"	4950 X 6605	Video 4:3
1235019XL	350"	5330 X 7110	Video 4:3
1237519XL	375"	5715 x 7620	Video 4:3
1240019XL	400"	6100 X 8130	Video 4:3
1242519XL	425"	6475 x 8635	Video 4:3
1207229	72"	895 x 1595	HDTV 16:9
1208429	84"	1046 x 1860	HDTV 16:9
1209229	92"	1145 x 2035	HDTV 16:9
1209629	96"	1195 x 2125	HDTV 16:9
1210029	100"	1245 x 2215	HDTV 16:9
1211029	110"	1370 x 2435	HDTV 16:9
1211529	115"	1430 x 2545	HDTV 16:9
1212529	125"	1555 x 2770	HDTV 16:9
1213029	130"	1615 x 2880	HDTV 16:9
1213529	135"	1680 x 2990	HDTV 16:9
1214029	140"	1740 x 3100	HDTV 16:9



Item No.	Inch Diagonal	Image Size (mm)	Format
1218029	180"	2240 x 3985	HDTV 16:9
1220029	200"	2490 x 4425	HDTV 16:9
1222529	225"	2801 x 4980	HDTV 16:9
1225029XL	250"	3115 X 5535	HDTV 16:9
1227529XL	275"	3425 X 6085	HDTV 16:9
1230029XL	300"	3735 X 6640	HDTV 16:9
1232529XL	325"	4045 x 7195	HDTV 16:9
1235029XL	350"	4355 x 7745	HDTV 16:9
1237529XL	375"	4670 x 8300	HDTV 16:9
1240029XL	400"	4980 x 8855	HDTV 16:9
1207269	72"	970 x 1550	16:10
1208469	84"	1130 x 1810	16:10
1209269	92"	1240 x 1980	16:10
1209669	96"	1295 x 2070	16:10
1210069	100"	1345 x 2155	16:10
1211069	110"	1480 x 2370	16:10
1212069	120"	1615 x 2585	16:10
1213069	130"	1750 x 2800	16:10
1214069	140"	1884 x 3015	16:10
1215069	150"	2020 x 3230	16:10
1218069	180"	2425 x 3880	16:10
1220069	200"	2690 x 4310	16:10
1222569	225"	3030 x 4850	16:10
1225069XL	250"	3365 x 5385	16:10
1227569XL	275"	3705 x 5925	16:10
1230069XL	300"	4040 x 6465	16:10
1232569XL	325"	4375 x 7005	16:10
1235069XL	350"	4715 x 7540	16:10
1237569XL	375"	5050 x 8080	16:10
1240069XL	400"	5385 x 8620	16:10



Available in 2.35:1 Cinemascope



## CinemaSnap • Matrix White Fixed Frame



High Colour Saturation

Low Colour Saturation



High Resolution

Low Resolution

A premium projection screen material that is specifically designed to enhance the home theatre experience.

Through improved resolution technology and utilising state of the art optical structures on the front of the surface and a light-tight grey backing, the new Matrix White surface in conjunction with the CinemaSnap fixed frame system is today's ultimate screen for LCD or DLP Projectors.

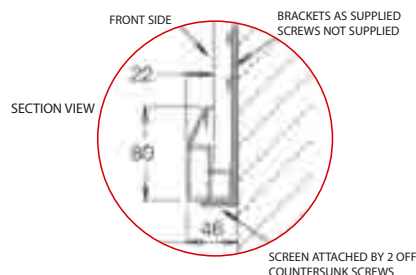
### MATRIX WHITE IMPROVES

- Resolution
- Colour Saturation
- Anti-Hot Spotting
- Brightness Levels.
- Off Axis Viewing

Matrix White has a unique micro-textured surface which displays a sharper resolution level and the grey backing allows no light to pass through the fabric, therefore increasing brightness levels over the standard matt white fabric, through improved reflection of the projected light.

### PRODUCT FEATURES

- Hidden mounting system
- Powder coated aluminium frame
- Bevelled frame edges
- Unique SNAP surface fixing system
- Surface under constant tension for optimum lay flat
- Includes wall mounting brackets
- Custom sizes and format ratios available
- Flocke frame optional



Item No	Inch Diagonal	Image Size mm	Format
1207216	72"	1100 x 1465	Video 4:3
1208416	84"	1280 x 1705	Video 4:3
1209616	96"	1460 x 1950	Video 4:3
1210016	100"	1525 x 2035	Video 4:3
1211516	115"	1755 x 2340	Video 4:3
1212016	120"	1830 x 2440	Video 4:3
1213016	130"	1980 x 2640	Video 4:3
1208426	84"	1046 x 1860	HDTV 16:9
1209226	92"	1145 x 2035	HDTV 16:9
1209626	96"	1195 x 2125	HDTV 16:9
1210026	100"	1245 x 2215	HDTV 16:9
1211026	110"	1370 x 2435	HDTV 16:9
1211526	115"	1430 x 2545	HDTV 16:9
1212526	125"	1555 x 2770	HDTV 16:9
1213026	130"	1615 x 2880	HDTV 16:9
1213526	135"	1680 x 2990	HDTV 16:9
1214026	140"	1740 x 3100	HDTV 16:9
1207246	72"	715 x 1685	Cinemascope 2.35:1
1208446	84"	835 x 1965	Cinemascope 2.35:1
1209246	92"	915 x 2155	Cinemascope 2.35:1
1209646	96"	955 x 2245	Cinemascope 2.35:1
1210046	100"	995 x 2340	Cinemascope 2.35:1
1211046	110"	1095 x 2575	Cinemascope 2.35:1
1212046	120"	1195 x 2810	Cinemascope 2.35:1
1213046	130"	1295 x 3054	Cinemascope 2.35:1
1214046	140"	1395 x 3280	Cinemascope 2.35:1
1215046	150"	1495 x 3515	Cinemascope 2.35:1

Available in 16:10

Full technical drawings and installation instructions can be found on our website.

# CinemaSnap 235 with Matrix White and Side Masking

## 2.35:1 CINEMASCOPE TO 16:9 HDTV AT THE PUSH OF A BUTTON.



Designed to work with projectors that utilises Anamorphic Lens technology.

The ultimate Home Theatre experience is Cinemascope, just as the movie studios intended it to be ... and with the new CinemaSnap 235 you can have the best of both worlds, 2.35:1 Cinemascope for the DVD movie and by utilising the motorised side masking system, reshape the screen to 16:9 HDTV for widescreen TV broadcasts.

For the dedicated Home Theatre there is nothing that compares with the perfect lay flat of a fixed frame screen and the Matrix White surface delivers the additional resolution and colour saturation that has become an industry hallmark for cinema perfection. Combined with 235 side masking, you have the very best Home Theatre solution available.



### BENEFITS

- Original Movie Aspect Ratio 2.35:1
- Integrated Side Masking for 16:9
- Perfect Lay Flat Qualities
- Flush Sitting Masking with no shadow

### APPLICATIONS

- Home Theatre
- Home Theatre
- Home Theatre

### PRODUCT FEATURES

**Description:** Wall mounted screen system with side masking for dual format Cinemascope to HDTV formats.

**Frame:** Aluminium constructions with Flocked frame for projector over-scan reduction.

**Surface:** Matrix White or Micro Perforated.

Also available in alternate CinemaScope format, e.g 2.40:1 / 2.37:1

### CINEMASNAP 235 WITH MATRIX WHITE SURFACE

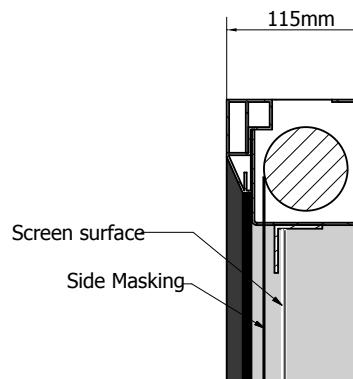
Item No	Inch Diagonal	Image Size	Format
5708446	84"	835 x 1965	Cinemascope 2.35:1
5709246	92"	915 x 2155	Cinemascope 2.35:1
5709646	96"	955 x 2245	Cinemascope 2.35:1
5710046	100"	995 x 2340	Cinemascope 2.35:1
5711046	110"	1095 x 2575	Cinemascope 2.35:1
5712046	120"	1195 x 2810	Cinemascope 2.35:1
5713046	130"	1295 x 3045	Cinemascope 2.35:1
5714046	140"	1395 x 3280	Cinemascope 2.35:1
5715046	150"	1495 x 3515	Cinemascope 2.35:1

### CINEMASNAP 235 WITH MICRO PERFORATED SURFACE

Item No	Inch Diagonal	Image Size	Format
5708443	84"	835 x 1965	Cinemascope 2.35:1
5709243	92"	915 x 2155	Cinemascope 2.35:1
5709643	96"	955 x 2245	Cinemascope 2.35:1
5710043	100"	995 x 2340	Cinemascope 2.35:1
5711043	110"	1095 x 2575	Cinemascope 2.35:1
5712043	120"	1195 x 2810	Cinemascope 2.35:1
5713043	130"	1295 x 3045	Cinemascope 2.35:1
5714043	140"	1395 x 3280	Cinemascope 2.35:1
5715043	150"	1495 x 3515	Cinemascope 2.35:1



OVERALL FRAME WIDTH EQUALS NPA PLUS 160 mm  
OVERALL FRAME HEIGHT EQUALS NPA PLUS 245 mm



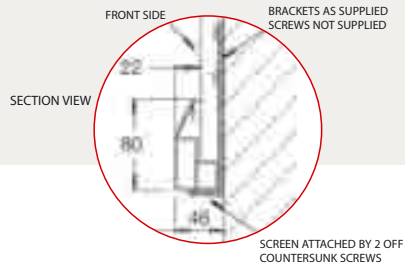
SECTION AA



# CinemaSnap • Rear Projection & MicroPerforated

## CinemaSnap REAR PROJECTION

The CinemaSnap fixed frame screen system can be utilised with rear projection material to allow for projector placement behind the screen, for use in a high light environment and where a trainer / presenter can move in front of the screen without blocking the light beam. It also removes the projector from the working area and provides a better contrast ratio.



## CinemaSnap MICRO PERFORATED

As Micro Perforated screen material is acoustically transparent it is designed for speaker placement behind the screen, which allows for an accurate soundscape with centre speakers, with minimal interference of the acoustic performance.



Powder coat frame standard - flocke frame optional

Item No	Inch Diagonal	Image Size mm	Format
1207215	72"	1100 x 1465	Video 4:3
1208415	84"	1280 x 1705	Video 4:3
1209615	96"	1460 x 1950	Video 4:3
1210015	100"	1525 x 2035	Video 4:3
1211515	115"	1755 x 2340	Video 4:3
1212015	120"	1830 x 2440	Video 4:3
1213015	130"	1980 x 2640	Video 4:3
1215015	150"	2285 x 3050	Video 4:3
1218015	180"	2745 x 3660	Video 4:3
1208425	84"	1046 x 1860	HDTV 16:9
1209225	92"	1145 x 2035	HDTV 16:9
1209625	96"	1195 x 2125	HDTV 16:9
1210025	100"	1245 x 2215	HDTV 16:9
1211525	115"	1430 x 2545	HDTV 16:9
1212525	125"	1555 x 2770	HDTV 16:9
1213025	130"	1615 x 2880	HDTV 16:9
1213525	135"	1680 x 2990	HDTV 16:9
1214025	140"	1740 x 3100	HDTV 16:9
1207265	72"	970 x 1550	16:10
1208465	84"	1130 x 1810	16:10
1209265	92"	1240 x 1980	16:10
1209665	96"	1295 x 2070	16:10
1210065	100"	1345 x 2155	16:10
1211065	110"	1480 x 2370	16:10
1212065	120"	1615 x 2585	16:10
1213065	130"	1750 x 2800	16:10
1214065	140"	1884 x 3015	16:10
1215065	150"	2020 x 3230	16:10
1218065	180"	2425 x 3880	16:10

Item No	Inch Diagonal	Image size mm	Format
1207213	72"	1100 x 1465	Video 4:3
1208413	84"	1280 x 1705	Video 4:3
1209613	96"	1460 x 1950	Video 4:3
1210013	100"	1525 x 2035	Video 4:3
1211513	115"	1755 x 2340	Video 4:3
1212013	120"	1830 x 2440	Video 4:3
1213013	130"	1980 x 2640	Video 4:3
1215013	150"	2285 x 3050	Video 4:3
1207223	72"	895 x 1595	HDTV 16:9
1208423	84"	1046 x 1860	HDTV 16:9
1209223	92"	1145 x 2035	HDTV 16:9
1209623	96"	1195 x 2125	HDTV 16:9
1210023	100"	1245 x 2215	HDTV 16:9
1211023	110"	1370 x 2435	HDTV 16:9
1211523	115"	1430 x 2545	HDTV 16:9
1212523	125"	1555 x 2770	HDTV 16:9
1213023	130"	1615 x 2880	HDTV 16:9
1213523	135"	1680 x 2990	HDTV 16:9
1215023	150"	1865 x 3320	HDTV 16:9
1218023	180"	2240 x 3985	HDTV 16:9
1207263	72"	715 x 1685	Cinemascope 2.35:1
1208463	84"	835 x 1965	Cinemascope 2.35:1
1209263	92"	915 x 2155	Cinemascope 2.35:1
1209663	96"	955 x 2245	Cinemascope 2.35:1
1210063	100"	995 x 2340	Cinemascope 2.35:1
1211063	110"	1095 x 2575	Cinemascope 2.35:1
1212063	120"	1195 x 2810	Cinemascope 2.35:1
1213063	130"	1295 x 3054	Cinemascope 2.35:1
1214063	140"	1395 x 3280	Cinemascope 2.35:1
1215063	150"	1495 x 3515	Cinemascope 2.35:1

Available in 2.35:1 Cinemascope



### CinemaSnap FLOCKE FINISH FRAME

The standard CinemaSnap frame has powder coat black ripple as a finish, but if you want a Deluxe finish on your frame, why not have it Flocked! With a black velvet style finish this not only looks great but as a bonus it soaks up projector overscan better than the standard finish.

Item No 3500103



### CinemaSnap FREESTANDING T-LEGS

Take the standard CinemaSnap fixed frame screen and bolt on these 'T' Legs and you have the perfect mobile presentation screen which can be moved from room to room where the occasional screen is required for conferences and training purposes.

Less complicated to erect and more economical than the traditional portable TechFold Screen, just remember you cannot pack it away in a roadcase when you are finished, it is more of an "on-premises" style screen solution.

Item No 3500104



### CinemaSnap EYE BOLT INSTALLATION

No wall to mount your CinemaSnap on, why not hang it from the ceiling? A commonly used option in commercial applications, this method gives great flexibility in public spaces, theatrical and staging events. A pair of threaded nutserts are installed onto the top CinemaSnap rail and two eye bolts are supplied to suit.

Item No 3500105



Please seek advice from the sales office when using eye bolts with CinemaSnap XL.



## Lecturer • Heavy Duty Motorised Roller Screen



*This well proven design has been the industry standard for a motorised projection screen for over a decade, and with its large diameter roller it has superior lay flat qualities over its competitors in the marketplace.*

### BENEFITS

- Heavy duty performance
- Sizes up to 200" diagonal
- Superior lay flat
- Quiet operation

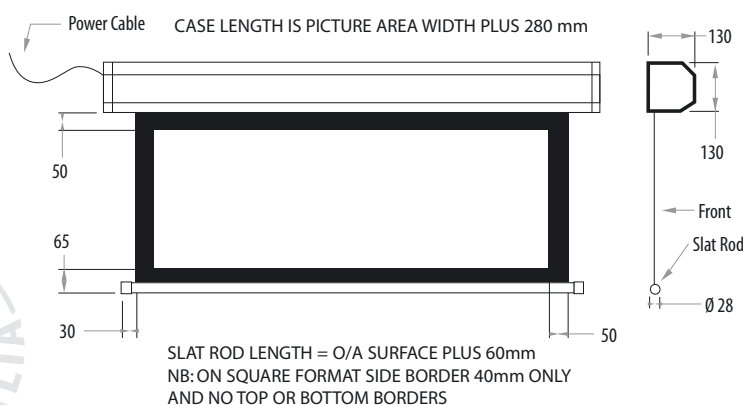
### APPLICATIONS

- Home Theatre
- Government Projects
- Boardroom Presentations
- Educational & Training

### PRODUCT FEATURES

- Head Box:** Steel Head Box in Powder Coat Matt Black - White Optional no charge.
- Surface:** MW fibreglass (less than or equal to) NPA 3660mm width & standard leader (greater than) is welded MW PVC.
- Borders:** 50mm Sides & Bottom - (Square Format 40mm Sides & no top or bottom) & 300mm top black leader.
- Brackets:** Standard with Steel Eyebolts 5/16 Whitworth.
- Sizes:** 72" Diagonal to 200" Diagonal.
- Options:** Flat Ceiling Brackets - Custom Colours - Extra Top Masking - RTS Remote (p38).

Item No	Inch Diagonal	Image Size mm	Format
0514409	n/a	1440 x 1440	Square
0517509	n/a	1750 x 1750	Square
0520509	n/a	2055 x 2055	Square
0523609	n/a	2360 x 2360	Square
0527509	n/a	2750 x 2750	Square
0530509	n/a	3050 x 3050	Square
0535509	n/a	3550 x 3550	Square
0541709	n/a	4170 x 4170	Square
0507219	72"	1100 x 1465	Video 4:3
0508419	84"	1280 x 1705	Video 4:3
0509619	96"	1465 x 1950	Video 4:3
0510019	100"	1525 x 2035	Video 4:3
0511519	115"	1755 x 2340	Video 4:3
0513019	130"	1980 x 2640	Video 4:3
0515019	150"	2285 x 3050	Video 4:3
0518019	180"	2745 x 3660	Video 4:3
0520019	200"	3050 x 4065	Video 4:3
0507229	72"	895 x 1595	HDTV 16:9
0508429	84"	1045 x 1860	HDTV 16:9
0509629	96"	1195 x 2125	HDTV 16:9
0510029	100"	1245 x 2215	HDTV 16:9
0511529	115"	1430 x 2545	HDTV 16:9
0512029	120"	1495 x 2655	HDTV 16:9
0513029	130"	1615 x 2880	HDTV 16:9
0515029	150"	1865 x 3320	HDTV 16:9
0518029	180"	2240 x 3985	HDTV 16:9
0507269	72"	970 x 1550	16:10
0508469	84"	1130 x 1810	16:10
0509269	92"	1240 x 1980	16:10
0509669	96"	1295 x 2070	16:10
0510069	100"	1345 x 2155	16:10
0511069	110"	1480 x 2370	16:10
0512069	120"	1615x 2585	16:10
0513069	130"	1750 x 2800	16:10
0514069	140"	1884 x 3015	16:10
0515069	150"	2020 x 3230	16:10
0518069	180"	2425 x 3880	16:10



Full technical drawings and installation instructions can be found on our website.



# ElectriCinema • Quick Reference Guide



ElectriCinema  
Premium Motorised Screen p18




Screen Box  
for ElectriCinemas p20




ElectriCinema 235 In-Ceiling  
Screen with Masking p 22



Trapdoor p23



ElectriCinema  
Side Tension Screen p21



Screen Lowering Device p25 & 26



## ElectriCinema • Premium Motorised Screen



The ElectriCinema has long been the premium projection screen of choice for the AV industry, with all the high quality features that you come to expect from a Screen Technics product, rugged design, contemporary good looks and ease of installation with the universal bracket system. But now Screen Technics has gone the extra mile and combined this world class screen with the Connect Control system, fully integrated within the head box canister, it has all the control and connectivity options one could ask for in an audio visual environment.

NB : Codes with S have canisters of 92mm x 98mm  
Codes with L have canisters of 130mm x 130mm  
Codes with XL have canisters of 260mm x 260mm

Not only has Screen Technics sorted out the control issues, but we also offer the unique Interfit Screen Box that allows your ElectriCinema screen to be neatly installed within the ceiling space for the fully integrated style so popular in today's multi purpose office, home theatre and commercial room design.

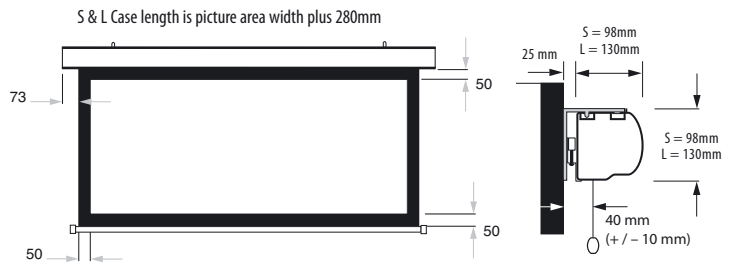
*Not suitable for ElectriCinema XL range.*

### BENEFITS

- Sizes up to 300" Diagonal.
- Universal Bracket System.
- Connect Control System with IR Control and contact close.
- Designer Good Looks.
- Suitable for Interfit Screen Box (optional).

### APPLICATIONS

- Home Theatre
- Boardroom Presentations
- Educational & Training Facilities



### PRODUCT FEATURES

**Description:** Designer Style Motorised Projection Screen with Integrated IR Remote Control.

**Head Box:** Powder Coat White Ripple as standard with Silver or Black as same cost option.

**Surface:** MW fibreglass (less than or equal to) NPA 3660mm width & standard leader (greater than) is welded MW PVC.

**Borders:** 50mm Sides & Bottom with 300mm adjustable top black leader.

**Brackets:** One piece clip-on L bracket suitable for wall or ceiling installation.

**Sizes:** 72" Diagonal to 300" Diagonal.

**Options:** Extra Top Masking - RF RTS Remote (p38) or 4 Core Wall Switch.

Full technical drawings and installation instructions can be found on our website.

# ElectriCinema • Premium Motorised Screen



All XL Coded products not released till Feb 2011

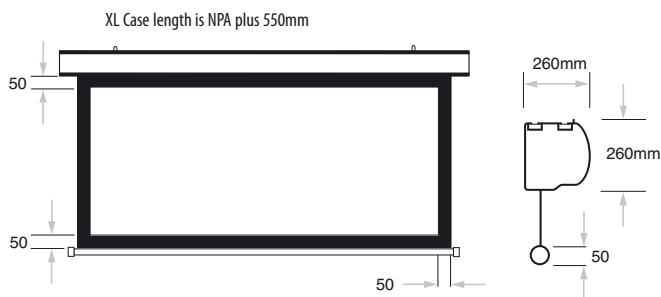
Item No	Inch Diagonal	Image Size mm	Format
0607219-S	72"	1100 x 1465	Video 4:3
0608419-S	84"	1280 x 1705	Video 4:3
0609619-S	96"	1465 x 1950	Video 4:3
0610019-S	100"	1525 x 2035	Video 4:3
0611519-L	115"	1755 x 2340	Video 4:3
0613019-L	130"	1980 x 2640	Video 4:3
0615019-L	150"	2285 x 3050	Video 4:3
0618019-L	180"	2745 x 3660	Video 4:3
0620019-L	200"	3050 x 4065	Video 4:3
0622519-XL	225"	3430 x 4570	Video 4:3
0625019XL	250"	3810 x 5080	Video 4:3
0627519-XL	275"	4190 x 5590	Video 4:3
0630019-XL	300"	4570 x 6100	Video 4:3
0607229-S	72"	895 x 1595	HDTV 16:9
0608429-S	84"	1045 x 1860	HDTV 16:9
0609229-S	92"	1145 x 2035	HDTV 16:9
0609629-S	96"	1195 x 2125	HDTV 16:9
0610029-S	100"	1245 x 2215	HDTV 16:9
0611029-L	110"	1370 x 2435	HDTV 16:9
0611529-L	115"	1430 x 2545	HDTV 16:9
0612029-L	120"	1495 x 2655	HDTV 16:9
0613029-L	130"	1615 x 2880	HDTV 16:9
0615029-L	150"	1865 x 3320	HDTV 16:9
0618029-L	180"	2240 x 3985	HDTV 16:9
0620029-XL	200"	2490 x 4425	HDTV 16:9
0622529-XL	225"	2800 x 4980	HDTV 16:9
0625029-XL	250"	3115 x 5535	HDTV 16:9
0627529-XL	275"	3425 x 6085	HDTV 16:9
0607269-S	72"	970 x 1550	16:10
0608469-S	84"	1130 x 1810	16:10
0609269-S	92"	1240 x 1980	16:10
0609669-S	96"	1295 x 2070	16:10
0610069-S	100"	1345 x 2155	16:10
0611069-L	110"	1480 x 2370	16:10
0612069-L	120"	1615 x 2585	16:10
0613069-L	130"	1750 x 2800	16:10
0614069-L	140"	1885 x 3015	16:10
0615069-L	150"	2020 x 3230	16:10
0618069-L	180"	2425 x 3878	16:10
0620069-XL	200"	2695 x 4310	16:10
0622569-XL	225"	3030 x 4850	16:10
0625069-XL	250"	3365 x 5385	16:10
0627569-XL	275"	3705 x 5925	16:10

## ELECTRICINEMA

Screen Technics is proud to release this new extension product based on the world class ElectriCinema series of projection screens. Up till now if you required a screen larger than 200" diagonal, you had to deal with our Chancellor range of screens, which was a basic heavy duty staging product, but with the new XL series you can expect all the designer good looks and leading edge functionality that the ElectriCinema is justly famous for. These features being the internally mounted Connect Motor Control device, flexible bracketing system and standard IR remote control.

*Please note that as of printing this product is due for release in February 2011. Please seek advice from our sales department around this date.*

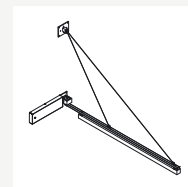
*The Chancellor product will be available till the replacement product is released.*



Screen Lowering Device p 25 & 26



Screen Box p20



Motorised Swing Arm p27



Available in 2.35:1 Cinemascope & Square



## ElectriCinema • Screen Box

**Does not include projection screen.**

*Great ideas come in all shapes & sizes ... this one is a box!*

Interfit Screen Box gives you the ability to install an ElectriCinema Projection Screen into the ceiling so that it is out of sight & out of mind when not in use, but instantly accessible for maintenance or adjustment issues.

With an integrated power junction box for electrical connection and a universal bracketing system for the screen, the Interfit Screen Box can be pre-fitted during building construction stage.

Supplied with ceiling edge cover strips and a low sheen white painted finish underside, once installed, this box requires no additional trades to finish. When the dust has settled from the building site, you simply fit the screen and close the access door and you're done!



### BENEFITS

- Pre-Wiring Facility
- Maintenance Access Door
- Single Trade Installation
- Building Site Secure

### APPLICATIONS

- Home Theatre
- Boardroom Presentation
- Educational Facilities

### FEATURES

**Description:** In-Ceiling installation with power junction and brackets system.

**Box:** MDF Construction with fully painted white underside & ceiling edge covers for easy install. Custom colours available.

**Screen:** Suitable only for ElectriCinema Range of Screens.

**Installation:** Utilising 5/16 threaded holes with either brooker rod or eye bolts to suitable structure.

**Brackets:** Utilises brackets supplied with ElectriCinema Screen.

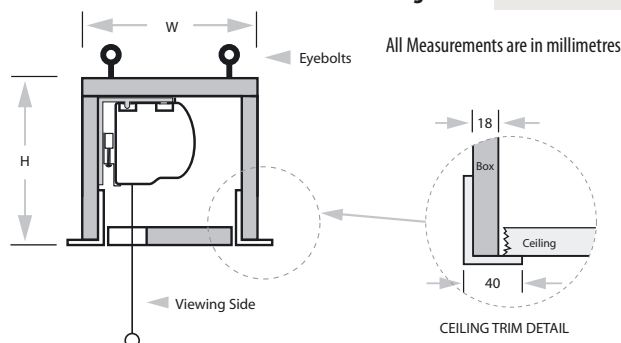
**Sizes:** As shown - custom sizes available - also Side Tension Screens in Large Style.

**Options:** Suitable for Side Tension Systems upon request - size restrictions apply. Not available for the ElectriCinema XL range.



Item No	Size	Box Dimensions (mm)
EB607219-S	72" 4:3	L-1915 x W-195 x H-160
EB608419-S	84" 4:3	L-2155 x W-195 x H-160
EB609619-S	96" 4:3	L-2400 x W-195 x H-160
EB610019-S	100" 4:3	L-2485 x W-195 x H-160
EB611519-L	115" 4:3	L-2790 x W-235 x H-200
EB613019-L	130" 4:3	L-3090 x W-235 x H-200
EB615019-L	150" 4:3	L-3500 x W-235 x H-200
EB618019-L	180" 4:3	L-4110 x W-235 x H-200
EB607229-S	72" 16:9	L-2045 x W-195 x H-160
EB608429-S	84" 16:9	L-2310 x W-195 x H-160
EB609229-S	92" 16:9	L-2485 x W-195 x H-160
EB609629-S	96" 16:9	L-2575 x W-195 x H-160
EB610029-S	100" 16:9	L-2665 x W-195 x H-160
EB611029-L	110" 16:9	L-2885 x W-235 x H-200
EB611529-L	115" 16:9	L-2995 x W-235 x H-200
EB612029-L	120" 16:9	L-3105 x W-235 x H-200
EB613029-L	130" 16:9	L-3330 x W-235 x H-200
EB615029-L	150" 16:9	L-3770 x W-235 x H-200
EB618029-L	180" 16:9	L-4435 x W-235 x H-200
EB607269-S	72" 16:10	L-2000 x W-195 x H-160
EB608469-S	84" 16:10	L-2260 x W-195 x H-160
EB609269-S	92" 16:10	L-2430 x W-195 x H-160
EB609669-S	96" 16:10	L-2520 x W-195 x H-160
EB610069-S	100" 16:10	L-2605 x W-195 x H-160
EB611069-L	110" 16:10	L-2820 x W-235 x H-200
EB612069-L	120" 16:10	L-3035 x W-235 x H-200
EB613069-L	130" 16:10	L-3250 x W-235 x H-200
EB614069-L	140" 16:10	L-3465 x W-235 x H-200
EB615069-L	150" 16:10	L-3680 x W-235 x H-200
EB618069-L	180" 16:10	L-4330 x W-235 x H-200

	W	H
<b>Small Box</b>	195	160
<b>Large Box</b>	235	200



Full technical drawings and installation instructions can be found on our website.

Available in 2.35:1 Cinemascope

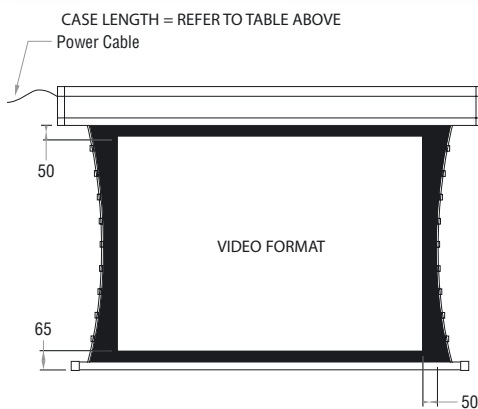
All measurements in millimetres. Please note **L** stands for Large Box Style and **S** stands for Small Box Style. Interfit Box can be used for Side Tension ElectriCinema in **L** Box only - Dimensions on application.



# ElectriCinema • Side Tension Screen



The Side Tension system offers the ultimate experience in a motorised projection screen, providing the best possible lay flat with its large diameter roller and side tensioning system to pull the screen flat, suitable for home theatre.



### BENEFITS

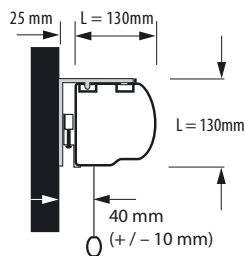
- Excellent lay flat
- Quiet operation
- Reliability

### APPLICATIONS

- Home Theatre
- Boardroom Presentations
- Data Projection

### PRODUCT FEATURES

- Description:** Designer Style Motorised Projection Screen with Integrated IR Remote Control.
- Head Box:** Powder Coat White Ripple as standard with Silver and Black available.
- Surface:** Matt White PVC.
- Borders:** 50mm Sides & Bottom with 300mm adjustable top black leader.
- Brackets:** One piece clip-on L bracket suitable for wall or ceiling installation.
- Sizes:** As per the adjacent listing.
- Options:** Extra Top Masking (p38).



Item No	Inch Diagonal	Image mm	Format	Case mm	Slat Rod
0607211-L	72"	1100 x 1465	Video 4:3	1894	1730
0608411-L	84"	1280 x 1705	Video 4:3	2161	1995
0609611-L	96"	1465 x 1950	Video 4:3	2434	2268
0610011-L	100"	1525 x 2035	Video 4:3	2531	2365
0611511-L	115"	1755 x 2340	Video 4:3	2876	2710
0613011-L	130"	1980 x 2640	Video 4:3	3224	3058
0615011-L	150"	2285 x 3050	Video 4:3	3702	3536
0618011-L	180"	2745 x 3660	Video 4:3	4284	4118
0608421-L	84"	1045 x 1860	HDTV 16:9	2284	2118
0609221-L	92"	1145 x 2035	HDTV 16:9	2471	2305
0609621-L	96"	1195 x 2125	HDTV 16:9	2569	2403
0610021-L	100"	1245 x 2215	HDTV 16:9	2669	2503
0611021-L	110"	1370 x 2435	HDTV 16:9	2909	2743
0611521-L	115"	1430 x 2545	HDTV 16:9	3029	2863
0612021-L	120"	1495 x 2655	HDTV 16:9	3149	2983
0613021-L	130"	1615 x 2880	HDTV 16:9	3394	3228
0615021-L	150"	1865 x 3320	HDTV 16:9	3884	3718
0618021-L	180"	2240 x 3985	HDTV 16:9	4625	4459
0608461-L	84"	1130 x 1810	16:10	2244	2075
0609261-L	92"	1240 x 1980	16:10	2430	2264
0609661-L	96"	1295 x 2070	16:10	2528	2362
0610061-L	100"	1345 x 2155	16:10	2621	2455
0611061-L	110"	1480 x 2370	16:10	2858	2692
0612061-L	120"	1615 x 2585	16:10	3092	2929
0613061-L	130"	1750 x 2800	16:10	3336	3170
0614061-L	140"	1884 x 3015	16:10	3581	3415
0615061-L	150"	2020 x 3230	16:10	3820	3654
0618061-L	180"	2425 x 3880	16:10	4564	4398



Available in 2.35:1 Cinemascope

Full technical drawings and installation instructions can be found on our website.

## ElectriCinema 235 • In-Ceiling Screen with Side Masking



### 2.35:1 CINEMASCOPE TO 16:9 HDTV AT THE PUSH OF A BUTTON

*Designed to work with projectors that utilises Anamorphic Lens technology.*

*The ultimate Home Theatre experience is Cinemascope, just as the movie studios intended it to be ... and with the new ElectriCinema 235 you can have the best of both worlds, 2.35:1 Cinemascope for DVD movies and by utilizing the motorised side masking system, reshape the screen to 16:9 HDTV for widescreen TV broadcasts.*

*Supplied as an integrated in-ceiling solution, with fully paint finished underside, and ceiling edge trims for a single trade install.*

*System comes with removeable chassis for installation and maintenance issues. Screen box could be installed separately if required.*

*With the industry leading CONNECT control system as a standard inclusion, allowing IR control or contact close for integration with control systems, plus the ability to link with other CONNECT devices, such as projector lifts or roller blind systems, this screen has all the bells and whistles.*

#### BENEFITS

- Original Movie Aspect Ratio 2.35:1
- Integrated Side Masking for 16:9
- One Piece In-Ceiling Design
- Flush Sitting Masking with no shadow-line

#### APPLICATIONS

- Home Theatre
- Home Theatre
- Home Theatre

#### PRODUCT FEATURES

**Description:** In-ceiling screen system with side masking for dual format Cinemascope to HDTV formats.

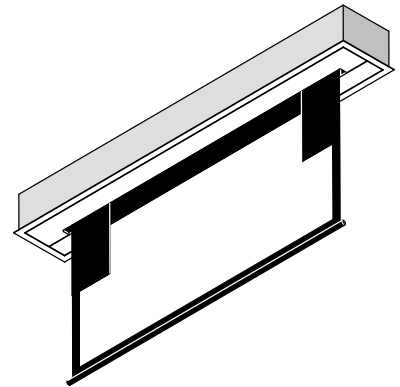
**Head Box:** MDF constructions with fully painted white underside & ceiling edge covers for easy install.

**Surface:** Matt White Fibreglass all sizes up to 150" Cinemascope, PVC for any Side Tension screen version.

**Borders:** 50mm Sides & Bottom with 500mm adjustable top black leader.

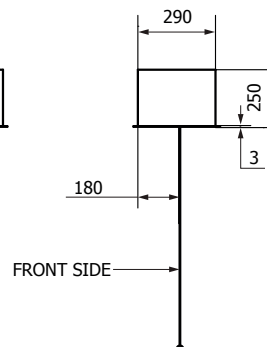

**Options:** Side Tension - Extra Top Masking (38)  
- Underside Paint Colours (38).

Also available in alternate CinemaScope format, e.g 2.40:1 / 2.37:1




Item No	Inch Diagonal	Image Size	Format
5608449	84"	835 x 1965	Cinemascope 2.35:1
5609249	92"	915 x 2155	Cinemascope 2.35:1
5609649	96"	955 x 2245	Cinemascope 2.35:1
5610049	100"	995 x 2340	Cinemascope 2.35:1
5611049	110"	1095 x 2575	Cinemascope 2.35:1
5612049	120"	1195 x 2810	Cinemascope 2.35:1
5613049	130"	1295 x 3045	Cinemascope 2.35:1
5614049	140"	1395 x 3280	Cinemascope 2.35:1
5615049	150"	1495 x 3515	Cinemascope 2.35:1

CASE LENGTH IS PICTURE AREA WIDTH PLUS 580 mm  
(without trim and assumes 50 mm side BB)



# Trapdoor • Projection Screen



The ultimate way for your screen to be Installed in the ceiling! Out of sight until it's time to go to the movies, your screen will magically roll down from the ceiling at the push of a button! With a self closing trapdoor mechanism and fully finished with Interfit ceiling edge cover strip and underside in low sheen white, the Trapdoor Projection screen is an easily fitted, single trade installation unit.

## BENEFITS

- Hidden Installation
- Quiet Operation
- Automatic Door
- Simple Single Trade Installation

## APPLICATIONS

- Home Theatre
- Boardroom Presentation
- Educational Facilities

## PRODUCT FEATURES

- Description:** Fully Integrated in Ceiling Screen.  
**Head Box:** Painted MDF with Self Closing Door.  
**Surface:** Matt White Fibreglass or PVC.  
**Borders:** 50mm sides & 300mm Top Leader.  
**Brackets:** Captive Nuts 5/16 Whitworth.  
**Sizes:** 72" to 140" Diagonal.  
**Options:** Side Tension - Extra Top Masking (p38)  
 - various control options available (p38-39).



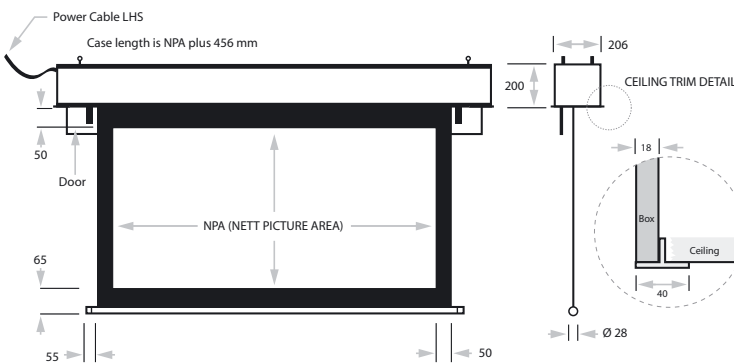
## TRAPDOOR SCREEN

Item No	Inch Diagonal	Image Size mm	Format
3708419	84"	1280 x 1705	Video 4:3
3709619	96"	1465 x 1950	Video 4:3
3710019	100"	1525 x 2035	Video 4:3
3711519	115"	1755 x 2340	Video 4:3
3712519	125"	1905 x 2540	Video 4:3
3713019	130"	1980 x 2640	Video 4:3
3715019	150"	2285 x 3050	Video 4:3
3708429	84"	1045 x 1860	HDTV 16:9
3709229	92"	1145 x 2035	HDTV 16:9
3709629	96"	1195 x 2125	HDTV 16:9
3710029	100"	1245 x 2215	HDTV 16:9
3711529	115"	1430 x 2545	HDTV 16:9
3712529	125"	1555 x 2770	HDTV 16:9
3713029	130"	1615 x 2880	HDTV 16:9
3715029	150"	1865 x 3320	HDTV 16:9

## WITH SIDE TENSION SYSTEM

Item No	Inch Diagonal	Image Size mm	Format
3708411	84"	1280 x 1705	Video 4:3
3709611	96"	1465 x 1950	Video 4:3
3710011	100"	1525 x 2035	Video 4:3
3711511	115"	1755 x 2340	Video 4:3
3712511	125"	1905 x 2540	Video 4:3
3713011	130"	1980 x 2640	Video 4:3
3715011	150"	2285 x 3050	Video 4:3
3708421	84"	1045 x 1860	HDTV 16:9
3709221	92"	1145 x 2035	HDTV 16:9
3709621	96"	1195 x 2125	HDTV 16:9
3710021	100"	1245 x 2215	HDTV 16:9
3711521	115"	1430 x 2545	HDTV 16:9
3712521	125"	1555 x 2770	HDTV 16:9
3713021	130"	1615 x 2880	HDTV 16:9
3715021	150"	1865 x 3320	HDTV 16:9

Diagram applies only to the Trapdoor screen without side tension.



Full technical drawings and installation instructions can be found on our website.



## Large • Commercial Heavy Duty Roller Screens



### Large Commercial ADMIRAL

For projects that require a motorised screen at 6100mm wide or over, the bottom roller design gives the best possible lay flat for these challenging installations.



P1000 Uni-Strut Bracket System

#### APPLICATIONS

- 6100mm to 13000mm in width
- Multi purpose rooms
- Conference Rooms
- Educational Facilities

#### PRODUCT FEATURES

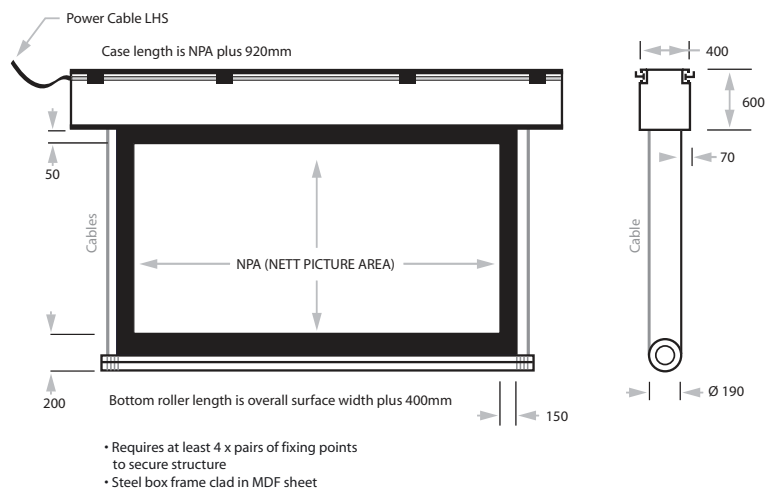
- Bottom roller design
- Steel box frame construction
- Custom sizes and formats available
- Fire rated surface

Site requirements normally dictate the use of a custom size screen in these larger venues. Please seek advice from the sales department.

Item No	Inch Diagonal	Image Size mm	Format
0965009	n/a	6500 x 6500	Square
0970009	n/a	7000 x 7000	Square
0980009	n/a	8000 x 8000	Square
0935019	350"	5330 x 7110	Video 4:3
0940019	400"	6100 x 8130	Video 4:3
0945019	450"	6860 x 9150	Video 4:3
0950019	500"	7620 x 10160	Video 4:3
0955019	550"	8380 x 11180	Video 4:3
0935029	350"	4355 x 7745	HDTV 16:9
0940029	400"	4980 x 8855	HDTV 16:9
0950029	500"	6225 x 11065	HDTV 16:9
0955029	550"	6850 x 12175	HDTV 16:9
0935069	350"	4715 x 7540	16:10
0940069	400"	5385 x 8620	16:10
0950069	500"	6735 x 10775	16:10
0955069	550"	7405 x 11850	16:10

**NEW**

Available in 2.35:1



Full technical drawings and installation instructions can be found on our website.

# Screen Lowering Device

Projection screens do not like having ultra long top leaders as the lay-flat properties of the screen deteriorate with any additional leader. So what do you do if you have a very high ceiling, say in a Church or Town Hall? You lower the actual projection screen into position, then motor down the screen, and this is precisely what the Interfit Screen Lowering Device can do for you in these challenging environments.

Utilising a secondary motor system that lowers and raises an ElectriCinema projection screen into position, it comes with a top enclosure for the screen to rest in when not in use and full cable management for both the primary screen and secondary lift motor. The screen comes as part of the package and is not ordered separately.

Includes a back-up fall arrester for additional safety.



## PRODUCT FEATURES

**Description:** Lifting Device to lower motorised screen into position with high ceiling.

**Box:** MDF Construction with Ceiling Edge Strip and Cable Management System.

**Screen:** Pricing includes the cost of the Motorised Screen (ElectriCinema).

**Travel:** Standard Travel Equals Picture Area Width (extra travel available POA).

**Brackets:** 8 off Captive Nuts 5 /16 Whitworth.

**Options:** Extra Travel and various control options (p38-39).



Item No	Inch Diagonal	Image Size mm	Format
SLD607219-S	72"	1100 x 1465	Video 4:3
SLD608419-S	84"	1280 x 1705	Video 4:3
SLD609619-S	96"	1465 x 1950	Video 4:3
SLD610019-S	100"	1525 x 2035	Video 4:3
SLD611519-L	115"	1755 x 2340	Video 4:3
SLD613019-L	130"	1980 x 2640	Video 4:3
SLD615019-L	150"	2285 x 3050	Video 4:3
SLD607229-S	72"	895 x 1595	HDTV 16:9
SLD608429-S	84"	1045 x 1860	HDTV 16:9
SLD609229-S	92"	1145 x 2035	HDTV 16:9
SLD609629-S	96"	1195 x 2125	HDTV 16:9
SLD610029-S	100"	1245 x 2215	HDTV 16:9
SLD611029-L	110"	1370 x 2435	HDTV 16:9
SLD611529-L	115"	1430 x 2545	HDTV 16:9
SLD612029-L	120"	1495 x 2655	HDTV 16:9
SLD613029-L	130"	1615 x 2880	HDTV 16:9
SLD615029-L	150"	1865 x 3320	HDTV 16:9
SLD607269-S	72"	970 x 1550	16:10
SLD608469-S	84"	1130 x 1810	16:10
SLD609269-S	92"	1240 x 1980	16:10
SLD609669-S	96"	1295 x 2070	16:10
SLD610069-S	100"	1345 x 2155	16:10
SLD611069-L	110"	1480 x 2370	16:10
SLD612069-L	120"	1615 x 2585	16:10
SLD613069-L	130"	1750 x 2800	16:10
SLD614069-L	140"	1885 x 3015	16:10
SLD615069-L	150"	2020 x 3230	16:10



## Screen Lowering Device • with Trapdoor

Projection screens do not like having ultra long top leaders, as the lay-flat properties of the screen deteriorate with any additional leader. So what do you do if you have a very high ceiling, say in a Church or Town Hall? You lower the actual projection screen into position, then motor down the screen, and this is precisely what the Interfit Screen Lowering Device can do for you in these challenging environments.

Utilising a secondary motor system that lowers and raises an ElectriCinema projection screen into position, it comes with a trapdoor to conceal the screen when not in use and full cable management for both the primary screen and secondary lift motor. The screen comes as part of the package and is not ordered separately.

Includes a back-up fall arrester for additional safety.



### PRODUCT FEATURES

- Description:** Lifting Device to lower motorised screen into position with high ceiling.
- Box:** MDF Construction with Ceiling Edge Strip, Cable Management System & Self-Closing Door.
- Screen:** Pricing includes the cost of the Motorised Screen (ElectriCinema).
- Travel:** Standard Travel Equals Picture Area Width (extra travel available POA).
- Brackets:** 8 off Captive Nuts 5 /16 Whitworth.
- Options:** Extra Travel and various control options (p38-39).



Item No	Inch Diagonal	Image Size mm	Format
SLD3707219-S	72"	1100 x 1465	Video 4:3
SLD3708419-S	84"	1280 x 1705	Video 4:3
SLD3709619-S	96"	1465 X 1950	Video 4:3
SLD3710019-S	100"	1525 X 2035	Video 4:3
SLD3711519-L	115"	1755 x 2340	Video 4:3
SLD3713019-L	130"	1980 x 2640	Video 4:3
SLD3715019-L	150"	2285 x 3050	Video 4:3
SLD3707229-S	72"	895 x 1595	HDTV 16:9
SLD3708429-S	84"	1045 x 1860	HDTV 16:9
SLD3709229-S	92"	1145 x 2035	HDTV 16:9
SLD3709629-S	96"	1195 x 2125	HDTV 16:9
SLD3710029-S	100"	1245 x 2215	HDTV 16:9
SLD3711029-L	110"	1370 x 2435	HDTV 16:9
SLD3711529-L	115"	1430 x 2545	HDTV 16:9
SLD3712029-L	120"	1495 x 2655	HDTV 16:9
SLD3713029-L	130"	1615 x 2880	HDTV 16:9
SLD3715029-L	150"	1865 x 3320	HDTV 16:9
SLD3707269-S	72"	970 x 1550	16:10
SLD3708469-S	84"	1130 x 1810	16:10
SLD3709269-S	92"	1240 x 1980	16:10
SLD3709669-S	96"	1295 x 2070	16:10
SLD3710069-S	100"	1345 x 2155	16:10
SLD3711069-L	110"	1480 x 2370	16:10
SLD3712069-L	120"	1615 x 2585	16:10
SLD3713069-L	130"	1750 x 2800	16:10
SLD3714069-L	140"	1885 x 3015	16:10
SLD3715069-L	150"	2020 x 3230	16:10



# Motorised Swing Arm • For Motorised Screens

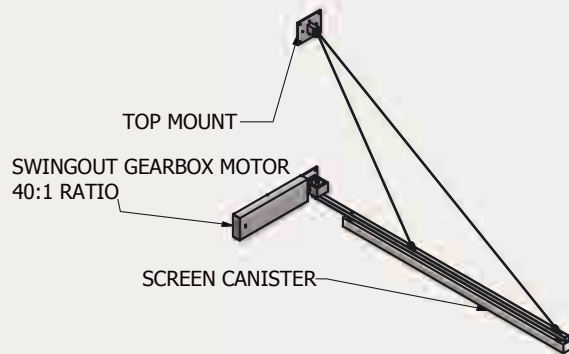


Is your ceiling too high for a traditional projection screen installation?

Why not mount the screen to the side wall of the project and have it motor out from a flush position to 90 degrees out into the room, then motor the screen down into position.

This can be achieved by using the Motorised Swing Arm in combination with one of our motorised projection screens. Perfect for Churches and multi-purpose venues.

Comes with Connect Control and can have time delays programmed into the set-up for staged sequenced control of the installation.

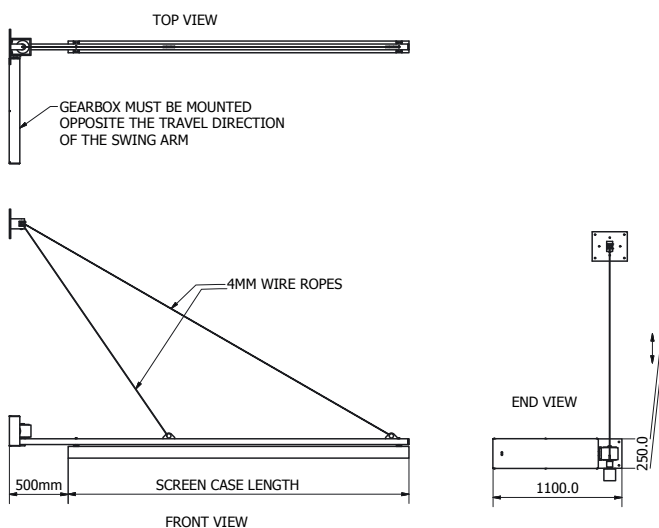


## PRODUCT FEATURES

- Description:** Steel swing arm driven mechanically by reduction gearbox and supported by steel cables.
- Screen:** Recommend with the ElectriCinema range of screens, cost of screen NOT included.
- Travel:** Zero to 120 degrees, suitable for screens 72" to 150" diagonal.
- Installation:** Side wall mounted, with gearbox installation opposite to the travel direction of the arm.
- Sizes:** As shown - custom sizes available.

## SCREEN PURCHASED SEPARATELY

Item No	Inch Diagonal	Arm Length	Format
MSA607219-S	72"	2245mm	Video 4:3
MSA608419-S	84"	2485mm	Video 4:3
MSA609619-S	96"	2730mm	Video 4:3
MSA610019-S	100"	2815mm	Video 4:3
MSA611519-L	115"	3120mm	Video 4:3
MSA613019-L	130"	3420mm	Video 4:3
MSA615019-L	150"	3830mm	Video 4:3
MSA607229-S	72"	2375mm	HDTV 16:9
MSA608429-S	84"	2640mm	HDTV 16:9
MSA609229-S	92"	2815mm	HDTV 16:9
MSA609629-S	96"	2905mm	HDTV 16:9
MSA610029-S	100"	2995mm	HDTV 16:9
MSA611029-L	110"	3215mm	HDTV 16:9
MSA612029-L	120"	3435mm	HDTV 16:9
MSA613029-L	130"	3660mm	HDTV 16:9
MSA615029-L	150"	4100mm	HDTV 16:9
MSA607269-L	72"	2330mm	16:10
MSA608469-L	84"	2590mm	16:10
MSA609269-L	92"	2760mm	16:10
MSA609669-L	96"	2850mm	16:10
MSA610069-L	100"	2935mm	16:10
MSA611069-L	110"	3150mm	16:10
MSA612069-L	120"	3365mm	16:10
MSA613069-L	130"	3580mm	16:10
MSA614069-L	140"	3795mm	16:10
MSA615069-L	150"	4010mm	16:10



## Lace Out • Projection Screens

A fixed large screen format surface designed for theatrical/cinema venues which have in place existing frame support structures to 'lace out' a projection screen, which is then usually masked by curtains to adjust format ratios to suit individual theatrical releases.

All Lace Out Screens come in welded PVC material with welded eyelets along the screen perimeter at 150mm centres as per industry standard, and come in 5 material types, as listed below.

Please note that Screen Technics also provides the service of complete cinema fitouts upon request, including screens, framing system, speaker stands, motorised curtain masking systems and drape supply, please ask our sales department about a design consultation for your commercial cinema.



Item No	Price Guide	Brand	Type
3431000	Below 30 sqm	ImageTech 3100	Front Project
3431005	From 30 sqm up to 80 sqm	ImageTech 3100	Front Project
3431009	Over and above 80 sqm	ImageTech 3100	Front Project
3432001	Below 30 sqm	ImageTech 3200	Perforated
3432006	From 30msq up to 80 sqm	ImageTech 3200	Perforated
3432010	Over and above 80 sqm	ImageTech 3200	Perforated
3430002	Below 30 sqm	ImageTech 3000	Reartech
3430007	From 30msq up to 80 sqm	ImageTech 3000	Reartech
3430011	Over and above 80 sqm	ImageTech 3000	Reartech
3470004	Below 30 sqm	ImageTech 7000	Rearcoat
3470008	From 30msq up to 80 sqm	ImageTech 7000	Rearcoat
3470012	Over and above 80 sqm	ImageTech 7000	Rearcoat
3490000	Below 30 sqm	ImageTech 9000	Twin White
3490002	From 30msq up to 80 sqm	ImageTech 9000	Twin White
3490004	Over and above 80 sqm	ImageTech 9000	Twin White



# TechFold • Single Frame Portable Projection Screen



TechFold portable screen systems offer the professional solution to audio visual challenges as demanded by major event presentations, corporate showcase and hospitality conferencing.

TechFold sets the industry standard for rental companies who insist on rugged, intelligent design that works first time, every time, time and again.

Offered in two basic styles (single frame and heavy duty truss) with front and rear projection surfaces, carry case and full drape kits available.

With a host of technical features to assist users in adapting to the most demanding of installations, from keystone adjustment to the ability to be flown from rigging, the TechFold screen is the professional's choice.

## TECHFOLD SINGLE FRAME

Portable Projection Screen System With Carry Case  
Front Projection - Matt White Surface

Item No	Inch Diagonal	Feet	Image Size mm	Format
1324409	n/a	8 x 8	2440 x 2440	Square
1312019	120"	6 x 8	1830 x 2440	Video 4:3
1315019	150"	7.5 x 10	2250 x 3000	Video 4:3
1312029	120"	n/a	1495 x 2655	HDTV 16:9
1313529	135"	n/a	1680 x 2990	HDTV 16:9

## TECHFOLD SINGLE FRAME

Portable Projection Screen System With Carry Case  
Front & Rear Projection Surfaces

Item No	Inch Diagonal	Feet	Image Size mm	Format
2224405	n/a	8 x 8	2440 x 2440	Square
2212015	120"	6 x 8	1830 x 2440	Video 4:3
2215015	150"	7.5 x 10	2250 x 3000	Video 4:3
2212025	120"	n/a	1495 x 2655	HDTV 16:9
2213525	135"	n/a	1680 x 2990	HDTV 16:9

## TECHFOLD REPLACEMENT SURFACE

Front Projection for Single Frame - Matt White Surface

Item No	Inch Diagonal	Feet	Image Size mm	Format
1824409	n/a	8 x 8	2440 x 2440	Square
1812019	120"	6 x 8	1830 x 2440	Video 4:3
1815019	150"	7.5 x 10	2250 x 3000	Video 4:3
1812029	120"	n/a	1495 x 2655	HDTV 16:9
1813529	135"	n/a	1680 x 2990	HDTV 16:9

## TECHFOLD REPLACEMENT SURFACE

Rear Projection for Single Frame - Rear Flex

Item No	Inch Diagonal	Feet	Image Size mm	Format
1924405	n/a	8 x 8	2440 x 2440	Square
1912015	120"	6 x 8	1830 x 2440	Video 4:3
1915015	150"	7.5 x 10	2250 x 3000	Video 4:3
1912025	120"	n/a	1495 x 2655	HDTV 16:9
1913525	135"	n/a	1680 x 2990	HDTV 16:9

## TECHFOLD DRAPE KITS

Single Frames Includes Top Valance Bar & Foldable Wing Bars To Suit

Item No	Inch Diagonal	Feet	Size	Frame Style
2724402	Square	8 x 8	2440 x 2440	Single
2712012	120" Video	6 x 8	1830 x 2440	Single
2715012	150" Video	7.5 x 10	2250 x 3000	Single
2712022	120" HDTV	n/a	1495 x 2655	Single
2713522	135" HDTV	n/a	1680 x 2990	Single



# Techfold • Truss Style Portable Projection Screen

## TECHFOLD TRUSS STYLE

Portable Screen System With Carry Case - Front Projection - Matt White Surface

Item No	Inch Diagonal	Feet	Image Size mm	Format
1736609	n/a	12 x 12	3660 x 3660	Square
1712019	120"	6 x 8	1830 x 2440	Video 4:3
1715019	150"	7.5 x 10	2250 x 3000	Video 4:3
1718019	180"	9 x 12	2745 x 3660	Video 4:3
1720019	200"	10.5 x 14	3050 x 4065	Video 4:3
1724019	240"	12 x 16	3660 x 4880	Video 4:3
1730019	300"	15 x 20	4570 x 6100	Video 4:3
1745019	450"	22.5 x 30	6860 x 9145	Video 4:3
1713529	135"	n/a	1680 x 2990	HDTV 16:9
1715029	150"	n/a	1865 x 3320	HDTV 16:9
1718029	180"	n/a	2240 x 3985	HDTV 16:9
1727529	275"	n/a	3424 x 6087	HDTV 16:9

## TECHFOLD TRUSS STYLE

Portable Screen System With Carry Case - Front & Rear Projection

Item No	Inch Diagonal	Feet	Image Size mm	Format
2336605	n/a	12 x 12	3660 x 3660	Square
2312015	120"	6 x 8	1830 x 2440	Video 4:3
2315015	150"	7.5 x 10	2250 x 3000	Video 4:3
2318015	180"	9 x 12	2745 x 3660	Video 4:3
2320015	200"	10.5 x 14	3050 x 4065	Video 4:3
2324015	240"	12 x 16	3660 x 4880	Video 4:3
2330015	300"	15 x 20	4570 x 6100	Video 4:3
2345015	450"	22.5 x 30	6860 x 9145	Video 4:3
2313525	135"	n/a	1680 x 2990	HDTV 16:9
2315025	150"	n/a	1865 x 3320	HDTV 16:9
2318025	180"	n/a	2240 x 3985	HDTV 16:9
2327525	275"	n/a	3424 x 6087	HDTV 16:9

## TECHFOLD REPLACEMENT SURFACES FOR TRUSS FRAME

Front Projection

Item No	Inch Diagonal	Feet	Image Size mm	Format
2036609	n/a	12 x 12	3660 x 3660	Square
2012019	120"	6 x 8	1830 x 2440	Video 4:3
2015019	150"	7.5 x 10	2250 x 3000	Video 4:3
2018019	180"	9 x 12	2745 x 3660	Video 4:3
2020019	200"	10.5 x 14	3050 x 4065	Video 4:3
2024019	240"	12 x 16	3660 x 4880	Video 4:3
2030019	300"	15 x 20	4570 x 6100	Video 4:3

## TECHFOLD REPLACEMENT SURFACES FOR TRUSS FRAME

Rear Projection

Item No	Inch Diagonal	Feet	Image Size (mm)	Format
2136605	n/a	12 x 12	3660 x 3660	Square
2112015	120"	6 x 8	1830 x 2440	Video 4:3
2115015	150"	7.5 x 10	2250 x 3000	Video 4:3
2118015	180"	9 x 12	2745 x 3660	Video 4:3
2120015	200"	10.5 x 14	3050 x 4065	Video 4:3
2124015	240"	12 x 16	3660 x 4880	Video 4:3
2130015	300"	15 x 20	4570 x 6100	Video 4:3

## TECHFOLD DRAPE KITS FOR TRUSS FRAMES

Includes Top Valance Bar & Foldable Wing Bars To Suit

Item No	Inch Diagonal	Feet	Size	Frame Style
3936602	Square	12 x 12	3660 x 3660	Truss
3912012	120" Video	6 x 8	1830 x 2440	Truss
3915012	150" Video	7.5 x 10	2250 x 3000	Truss
3918012	180" Video	9 x 12	2745 x 3660	Truss
3920012	200" Video	10.5 x 14	3050 x 4065	Truss
3924012	240" Video	12 x 16	3660 x 4880	Truss
3930012	300" Video	15 x 20	4570 x 6100	Truss
3945012	450" Video	22.5 x 30	6860 x 9145	Truss
3913522	135" HDTV	n/a	1680 x 2990	Truss
3915022	150" HDTV	n/a	1865 x 3320	Truss
3918022	180" HDTV	n/a	2240 x 3985	Truss
3927522	275" HDTV	n/a	3424 x 6087	Truss




Standard Drape in Black Velvet 100%  
Fire Rated - Other Colours Available



Visit the web site to download the full TechFold specifications brochure.

Available in 16:10

## Supernova One • Supernova Core



### Supernova One

The revolutionary dnp Supernova One front projection screen is ideal for bright environments. Featuring an active high-contrast filter, the screen reflects the projected image while effectively absorbing ambient light (undesirable light from other sources). The result is vivid, sharp pictures with up to 7 times the contrast and double the brightness of conventional front projection screen images.

#### BENEFITS

- Front projection in brightly - lit environments.
- Up to 7 times the contrast of conventional front screens
- Ergonomic viewing
- Solid screen
- No construction required
- Hangs like a picture frame

#### SCREEN SIZES

- 4:3 Format - 84", 100"
- 16:9 Format - 84", 92", 100", 120"
- 16:10 Format - 84", 100", 110"

#### SCREEN MATERIAL:

- Supernova 08-85 or Supernova 23-23



### Supernova Core

The same superb qualities as the Supernova One but in an economical flat pack for shipping. The Supernova Core comes in a variety of sizes, complete with a black velvet frame that complements virtually any decor.

#### BENEFITS


- Front projection in brightly - lit environments.
- Up to 7 times the contrast of conventional front screens.
- Economical construction combined with high performance.
- Economical flat pack for shipping

#### SCREEN SIZES

- 4:3 Format - 84", 100"
- 16:9 Format - 84", 92", 100", 110", 120"
- 16:10 Format - 84", 100", 110"

#### SCREEN MATERIAL

- Supernova 08-85 or Supernova 23-23



Full technical drawings and installation instructions can be found on our website.

## Supernova Infinity • Supernova Panorama



### Supernova Infinity

*Supernova Infinity is a modular screen system that creates screen images of incredible size out of any number of screen units from the Supernova family. The unique aluminium frame structure transforms the revolutionary Supernova Screen into a building block for creating large-scale displays in the size you need. With its large screen size, Supernova Infinity is an alternative to dnp rear projection solutions.*

#### BENEFITS

- Unlimited screen size with seamless viewing experience
- Front projection in brightly - lit environments
- Soft -edge blending possible (with 08-85 screen material)

#### SCREEN SIZES

- Any - Customised screen sizes

#### SCREEN MATERIAL

- Supernova 08-85 (or Supernova 23-23 with one projector)

### Supernova Panorama

*Supernova Panorama Screen provides the widest seamless viewing experience of any optical projection screen on the market. Manufactured in one piece up to 1.5 m/5 ft tall and 10 m/33 ft wide, it is the ideal screen for edge-blending with multiple projectors. Applications include digital signage in airports, stations and shopping malls – or anywhere you need a large seamless screen in a brightly-lit environment. The Supernova Panorama Screen is also suitable for “mission critical” control room applications where its minimal installation depth offers a significant space advantage.*



#### BENEFITS

- The widest ever seamless optical screen with sizes up to 10m / 33ft
- Optical Front Projection for use with multiple projectors
- Allows edge-blending of projected images

#### SCREEN SIZES

- Any - Customised Screen sizes up to 10m / 33ft

#### SCREEN MATERIAL

- Supernova 08-85

Full technical drawings and installation instructions can be found on our website.

## Supernova Flex

### Supernova Flex

The dnp Supernova Flex combines revolutionary Supernova Screen technology with innovative, aesthetic, space-saving design to create a high-quality front projection screen that is flexible and retractable. The unique, patented design of the retractable Supernova Flex makes Supernova front projection screens even more accessible. The Supernova Flex exits and enters its ceiling or wall mounted housing quickly and easily, simultaneously providing a safe place to store the screen.

#### BENEFITS

- Uniform front projection in brightly - lit surroundings.
- Wall or ceiling mounted version.
- Aesthetics, space - saving screen design with quick and easy retraction.
- Compatible with all standard projectors.

#### SCREEN SIZES

- 4:3 Format - 84", 100"
- 16:9 Format - 84", 92", 100", 120"
- 16:10 Format - 100", 112"

#### SCREEN MATERIAL


- Supernova 08-85

#### COVER OPTIONS

- Black, White, Silver

#### SCREEN CONTROL

- IR Remote, RS-232 Serial, 5 - 12 Volt Trigger, Relay



Full technical drawings and installation instructions can be found on our website.

## Supernova Epic • Supernova Epic CS



### Supernova Epic

*If you're after the ultimate home cinema experience look no further. The Supernova Epic Screen is for you. The perfect curvature of the Supernova Epic combines Supernova's ISF-approved optical screen technology with the very best from the world of cinema, providing a truly epic viewing experience. Viewers get swept into the action, bringing the movie closer to your family and friends. Plus, because of the Supernova Epic's revolutionary properties you can enjoy a genuine cinema-intensity experience in light as well as dark rooms.*



#### BENEFITS

- Electronically - Controlled masking systems for constant image height
- Pre-programmed formats 4:3, 16:9, 1.85:1, 2.35:1, 2.40:1 or create your own
- Curved, Smooth screen enhances viewing experience
- Supreme black levels, precisely calibrated brightness levels
- Provides an excellent picture from all viewing angles
- ISF-Certified screen material
- Stylish curtains glide open and shut at the screenings start and finish

- No gap between screen and curtain means no shadow on screen.

#### SCREEN SIZES


- 2.35:1 - 96", 108", 120", 132", 144", 156"

#### SCREEN MATERIAL

- Supernova 08-85

### Supernova Epic CS

*The curved Supernova Epic CS is for dedicated movie fans who like to watch their films in the intended format and with the ISF approved 08-85 screen material they get the highest image quality possible. No more, no less!*



#### BENEFITS

- Optimized for Cinemascope format (2.40:1)
- Curved screen for enhanced viewing experience
- Superior performance in both dark and bright rooms
- Supreme black levels
- Completely colour neutral, shimmer - free screen
- Excellent brightness uniformity
- Black velvet frame
- ISF-Certified screen material

#### SCREEN SIZES

- 2.35:1 - 96", 108", 120", 132", 144", 156"

#### SCREEN MATERIAL

- Supernova 08-85

Full technical drawings and installation instructions can be found on our website.

## Rear Projection • DNP Screen Systems



### DNP Rear Projection Screens

*If you are looking for the ultimate in image quality and you have room for a built-in solution, optical rear projection is for you. In Rear Projection systems, the projector is positioned behind the screen. This means that a presenter can stand in front of the image without being blinded by the projector or casting shadows onto the presentation. And with the technical equipment hidden behind the screen, the room remains quiet, clean and tidy.*

---

### dnp Beta Screen

- Exceptional size makes it suitable for modern cube systems
- Enhanced black levels and contrast with a peak gain of 2.0
- 180° viewing angle
- Available for applications with ultra-short focal length

**SCREEN SIZES:** 84", 100", 120"

---

### dnp New Wide Angle Screen

- The world's best-selling rear projection screen with ultra-fine resolution
- Superb black levels, colour saturation and centre-to-corner brightness
- Enhanced resolution and 180° horizontal viewing angles

**SCREEN SIZES:** 84", 100", 120", 130"

---

### dnp Black Bead Screen

- Designed for multi-screen applications in high-light environments
- Unsurpassed contrast and superb centre-to-corner brightness uniformity
- Wide vertical and horizontal viewing angles

**SCREEN SIZES:** 50", 70", 80"

---

### dnp Giant Wide Angle Screen

- The world's first 200" optical rear projection screen
- Image area up to 3 x 4m equivalent to a 5 x 5 cube wall in a one-piece screen
- Also available in a TV studio version

**SCREEN SIZES:** 140", 150", 160", 180", 200"

---

### dnp Cross Prism Screen

- Unsurpassed contrast, high brightness levels and no speckle
- Delivers a smooth, clean image – even close up
- Ideal for cubes and display walls with almost invisible seams

**SCREEN SIZES:** 50", 70", 80"

---

### dnp Alpha Screen

- High contrast levels
- Infinite resolution gives a crisp clear display
- Excellent viewing angles and exceptional size makes it perfect for multi-screen installations

**SCREEN SIZES:** 84", 100", 120"

---

### dnp Sigma Screen

- All-round screen for bright rooms such as modern style conference rooms
- Non-reflective and non-glare surface
- 180° horizontal viewing angles and improved brightness

**SCREEN SIZES:** 84", 100", 120"

---

### dnp Attention Screen

- Specially designed for shops and commercial environments
- Minimal space requirements
- Versatile solution- can be hung anywhere

**SCREEN SIZES:** 40", 60", 80", 100", 120"

---

### dnp Ultra Contrast Screen

- Ideal for high ambient light environments e.g. Point of Sales applications
- Easy clean surface makes it suitable for applications where it is likely to be touched
- Superb centre-to-corner brightness uniformity

**SCREEN SIZES:** 50", 60", 70", 80"

# Rear Projection • Eclipse II • Mirror Bounce Modules and Frames

## Eclipse II

Eclipse II is designed for the superior projection environment such as Control Rooms and Retail Windows where clarity and contrast are required. This dark tint screen provides an extraordinary contrast ratio of 200:1 with a wide viewing angle.

Due to its low light saturation Reversa recommends the Eclipse II for retail windows. Available in the following 4:3 sizes : 40, 50, 67, 84, 100, 120 and 134 inch - custom sizes and 16:9 also available.

*Reversa's exclusive Diffuser Bead Technology turns out a lightweight, rear projection screen only 3mm thick which offers you a myriad of multimedia audio visual possibilities*

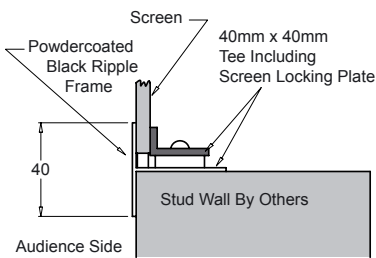
*This cost efficient diffusion screen can be custom size ordered up to and including 134" diagonal 4:3 video.*

Item No	Inch Diagonal	Image Size mm	Format
40RE2S100	40"	610 x 813	Video 4:3
50RE2S100	50"	762 x 1016	Video 4:3
67RE2S100	67"	1021 x 1361	Video 4:3
84RE2S100	84"	1280 x 1707	Video 4:3
100RE2S100	100"	1524 x 2032	Video 4:3
120RE2S100	120"	1829 x 2438	Video 4:3
135RE2S100	134.5"	2050 x 2733	Video 4:3

### HANGING KIT

Item No	Description
REVHGKIT	Kit for Ceiling Suspension by Cables (4m)
REVLKIT	Kit for Floor to Ceiling Suspension by Cables (4m)

*Screens larger than 84 inch are recommended to be installed within a frame for structural rigidity.*

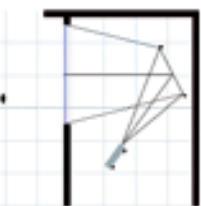


### ALUMINIUM SUPPORT FRAMES

Designed to suit solid acrylic rear projection screens when installing into a wall cut-out, giving a clean look and an easy mounting solution for the installer. Constructed in aluminium, with powder coat ripple black as standard, custom colours available upon request within the Dulux Powder Coat colour range.

Item No	Inch Diagonal	Image Size mm	Format
2806751F	67"	1045 x 1385	Video 4:3
2807251F	72"	1100 x 1465	Video 4:3
2808451F	84"	1280 x 1705	Video 4:3
2809651F	96"	1460 x 1950	Video 4:3
2810051F	100"	1525 x 2035	Video 4:3
2812051F	120"	1830 x 2440	Video 4:3

### REAR PROJECTION SINGLE MIRROR BOUNCE MODULE

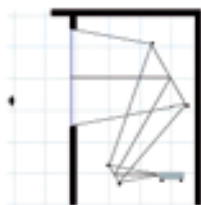


To assist the rear projection installation by reducing the amount of space required for the lens throw of the projector, by bouncing the projected image through a mirror, it shortens the physical distance required.

System includes an adjustable mylar mirror, a tilt adjustable mounting cradle for the projector and overall support frame for the equipment. Manufactured in steel with black ripple powder coat finish.

Item No	Inch Diagonal	Image Size mm	Format
2807251S	72"	1100 x 1465	Video 4:3
2808451S	84"	1280 x 1705	Video 4:3
2809651S	96"	1460 x 1950	Video 4:3
2810051S	100"	1525 x 2035	Video 4:3
2812051S	120"	1830 x 2440	Video 4:3
2815051S	150"	2285 x 3050	Video 4:3

### REAR PROJECTION TWIN MIRROR BOUNCE MODULE



For when a twin mirror system is required due to size restrictions - To assist the rear projection installation by reducing the amount of space required for the lens throw of the projector, by bouncing the projected image through mirrors, it shortens the physical distance required.

System includes two adjustable mylar mirrors, a tilt adjustable mounting cradle for the projector and overall support frame for the equipment. Manufactured in steel with black ripple powder coat finish.

Item No	Inch Diagonal	Image Size mm	Format
2807251T	72"	1100 x 1465	Video 4:3
2808451T	84"	1280 x 1705	Video 4:3
2809651T	96"	1460 x 1950	Video 4:3
2810051T	100"	1525 x 2035	Video 4:3
2812051T	120"	1830 x 2440	Video 4:3
2815051T	150"	2285 x 3050	Video 4:3

Visit our web site to download the Screen Technics Room Layout Sheet to assist us with your Rear Projection enquiries.